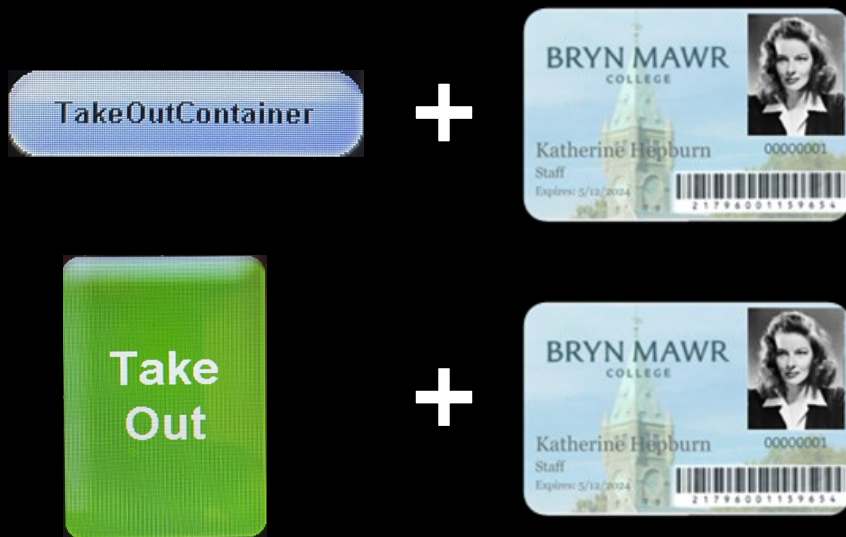


POS - Checking Reusable Containers In & Out

FOLLOW THESE INSTRUCTIONS IF A GUEST WANTS TO MAKE USE OF THE REUSABLE TAKEOUT CONTAINERS (BMC AND HAVERFORD STUDENTS ONLY)

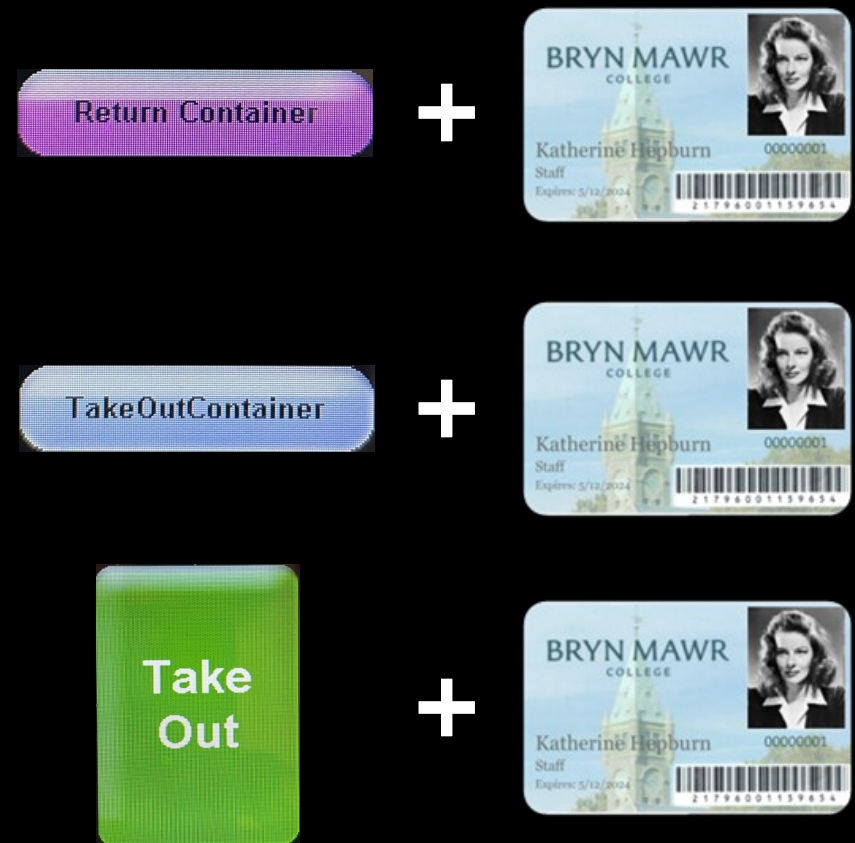
SCENARIO 1:

IF A GUEST IS TAKING OUT A CONTAINER & EATING OUT. TWO TAPS.



SCENARIO 2:

IF A GUEST IS EXCHANGING A CONTAINER & EATING OUT. THREE TAPS.



THE TAKEOUT MEAL PLAN BEGINS WITH A CREDIT ON THE ACCOUNT. IF THE GUEST IS MISSING ONE, REFER THEM TO CARTREF/ONECARD OFFICE.

POS - Checking Reusable Containers In & Out

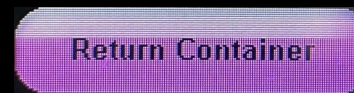

FOLLOW THESE INSTRUCTIONS IF A GUEST WANTS TO MAKE USE OF THE REUSABLE TAKEOUT CONTAINERS (BMC AND HAVERFORD STUDENTS ONLY)

SCENARIO 3:

IF A GUEST IS JUST RETURNING A CONTAINER. ONE TAP.



+



+



+



THE TAKEOUT MEAL PLAN BEGINS WITH A CREDIT ON THE ACCOUNT. IF THE GUEST IS MISSING ONE, REFER THEM TO CARTREF/ONECARD OFFICE.